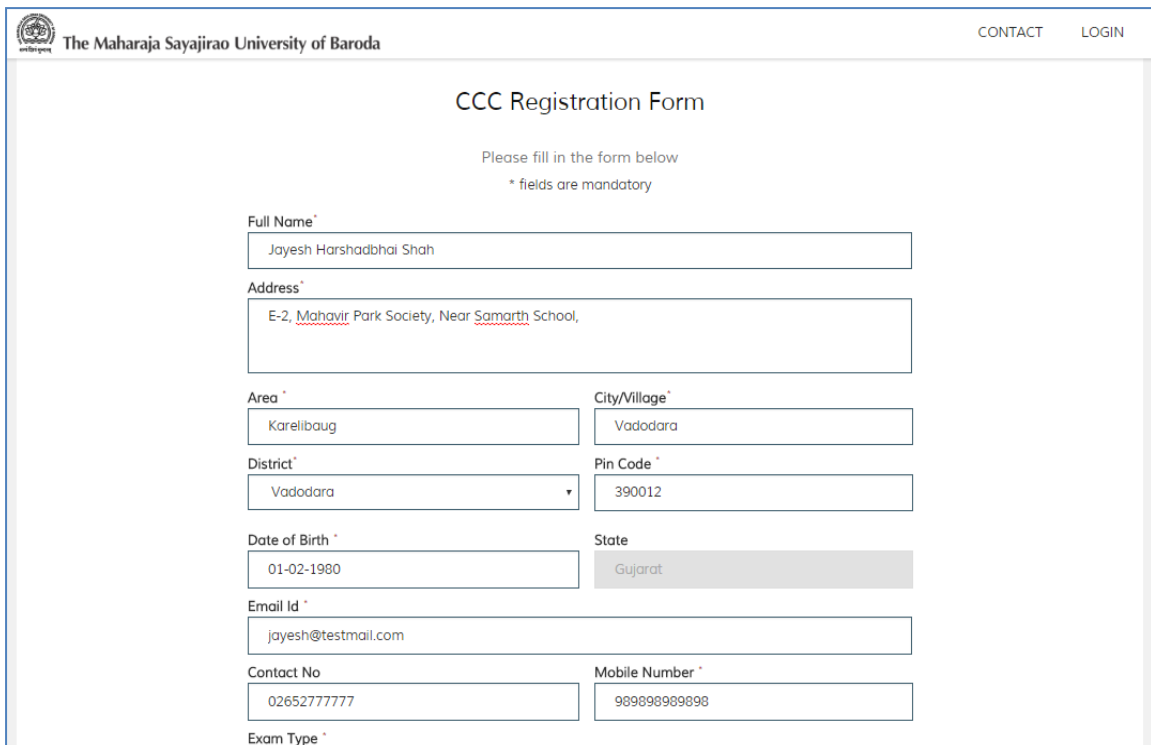


Important Instructions for CCC Exam Registration

1. On clicking "Proceed for Registration" button on MSU CCC portal, you will find a new screen as shown below. You need to register first to fill the Application form. To register click on "New Registration" button.



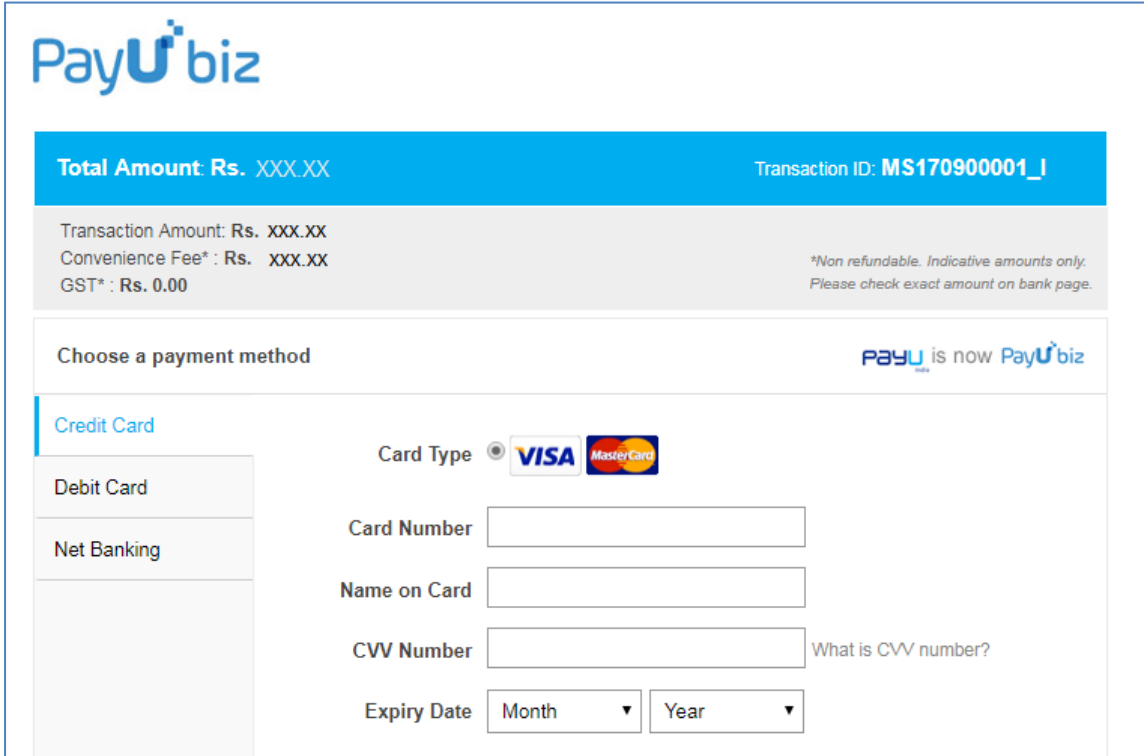
2. On clicking "New Registration" button a form will be displayed as shown below.



3. Please fill the Name ([according to the Service Book](#)), Birth Date, Mobile number, E-mail Address and other details available in the registration form properly. Check "Exam Type" has been selected properly or not? Please check the filled details twice. Then Click on Check box "I Agree the terms" and click on "Submit" button.

Important Instructions for CCC Exam Registration

- On clicking the "Submit" button, you will be redirected to the Online Payment Page as shown below.



PayU biz

Total Amount: Rs. XXX.XX Transaction ID: **MS170900001_J**

Transaction Amount: Rs. XXX.XX
Convenience Fee* : Rs. XXX.XX
GST* : Rs. 0.00

**Non refundable. Indicative amounts only.
Please check exact amount on bank page.*

Choose a payment method PAYU is now PayU biz

Credit Card

Debit Card

Net Banking

Card Type VISA MasterCard

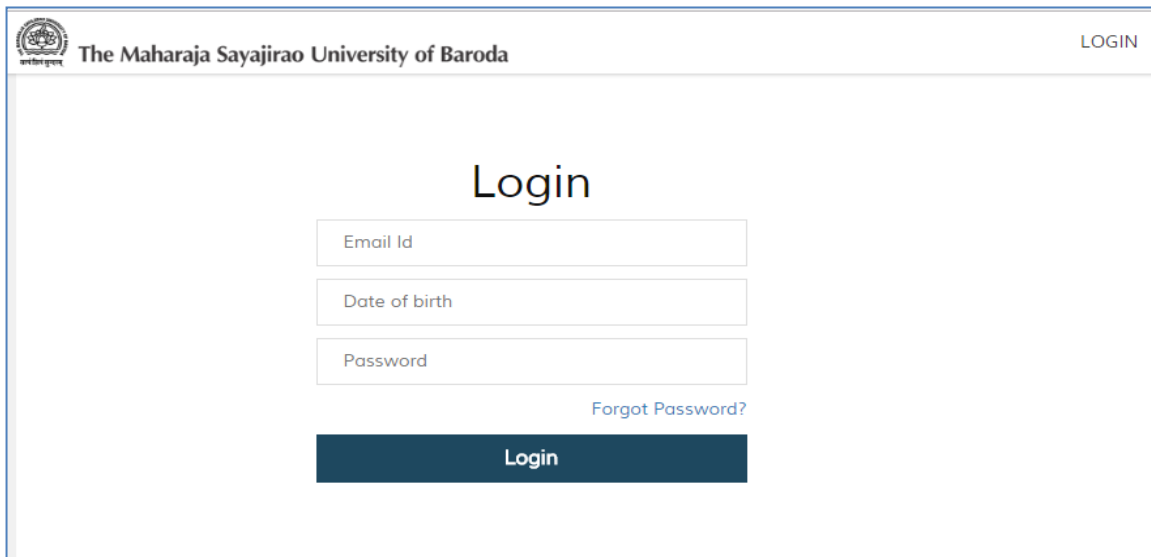
Card Number


Name on Card

CVV Number What is CVV number?

Expiry Date Month Year

- Exam fees can be paid online using Debit card, Credit card or Net banking. Fee details are as below.
 - For Theory and Practical both Exams: Rs. 200
 - For Theory Exam: Rs. 100
 - For Practical Exam: Rs. 100
- If somehow you are not able to Pay the Online fees while Registration, later on you can login using your Email-ID, Date of Birth and Password and can make the Payment.



 The Maharaja Sayajirao University of Baroda LOGIN

Login

Email Id

Date of birth

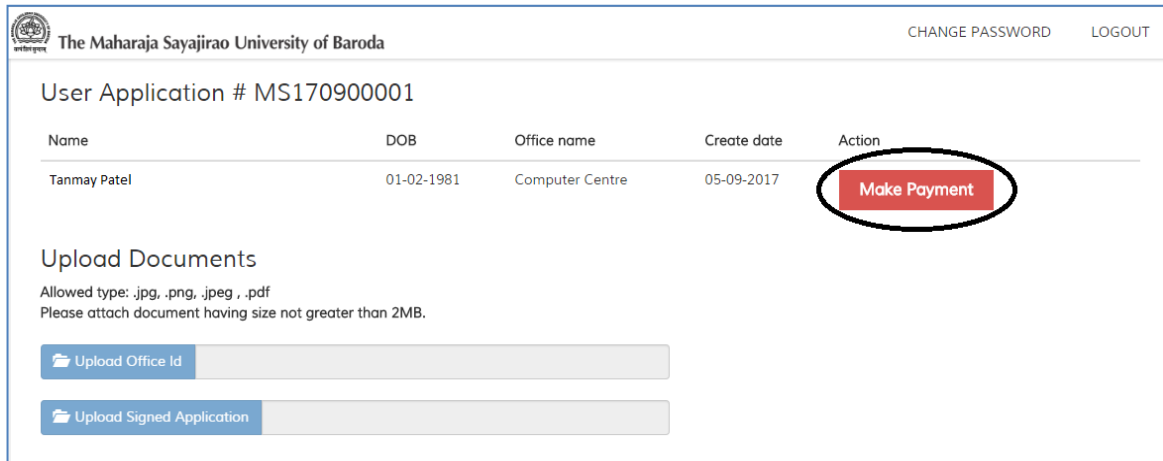
Password

[Forgot Password?](#)

Login

Important Instructions for CCC Exam Registration

7. Enter required details and click on "Login" button. On successful login you will be shown the below screen.



The Maharaja Sayajirao University of Baroda

CHANGE PASSWORD LOGOUT

User Application # MS170900001

Name	DOB	Office name	Create date	Action
Tanmay Patel	01-02-1981	Computer Centre	05-09-2017	Make Payment

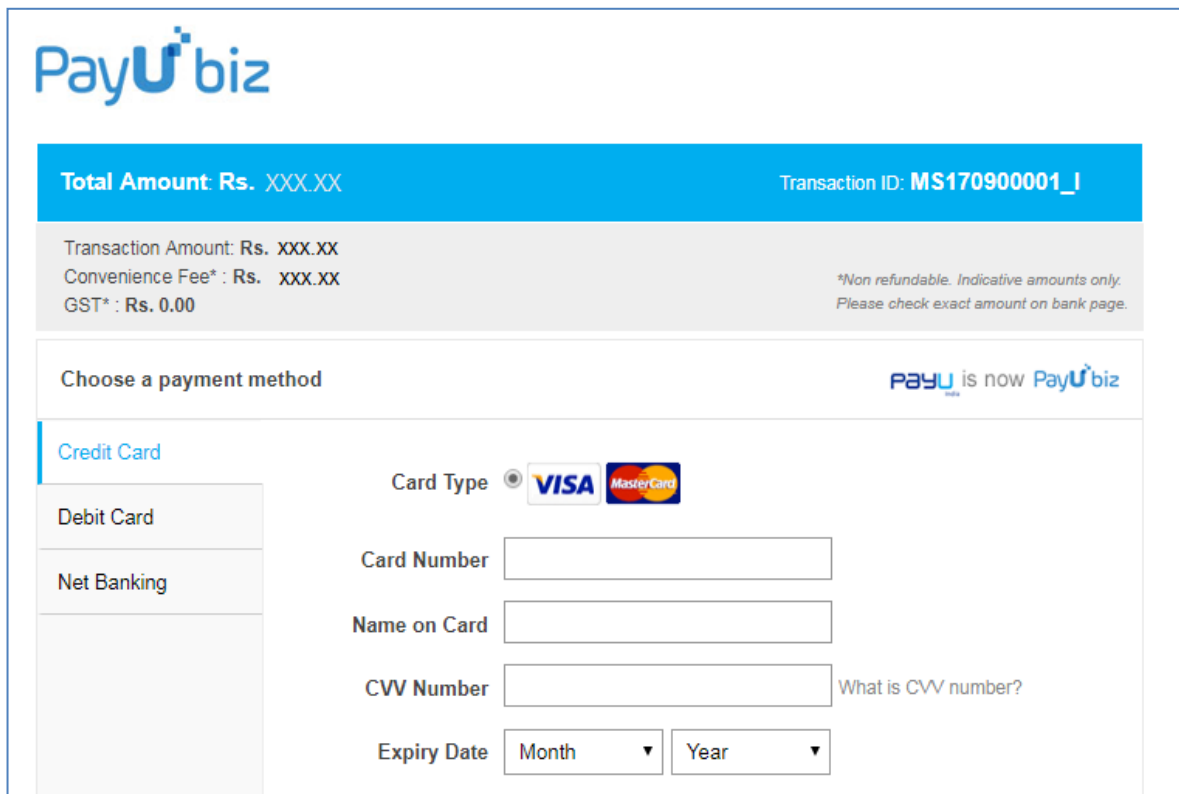
Upload Documents

Allowed type: .jpg, .png, .jpeg, .pdf
Please attach document having size not greater than 2MB.

Upload Office Id

Upload Signed Application

In above screen the **"Make Payment"** button in RED colour indicates that CCC Exam Fee Payment is not done. To pay the Exam fee online, Click on "Make Payment" button. It will display the Online fees payment Page as shown below.



PayU biz

Total Amount: Rs. XXX.XX Transaction ID: MS170900001_I

Transaction Amount: Rs. XXX.XX
Convenience Fee*: Rs. XXX.XX
GST*: Rs. 0.00

*Non refundable. Indicative amounts only.
Please check exact amount on bank page.

Choose a payment method

payu is now PayU biz

Credit Card

Debit Card

Net Banking

Card Type VISA MasterCard

Card Number

Name on Card

CVW Number What is CVW number?

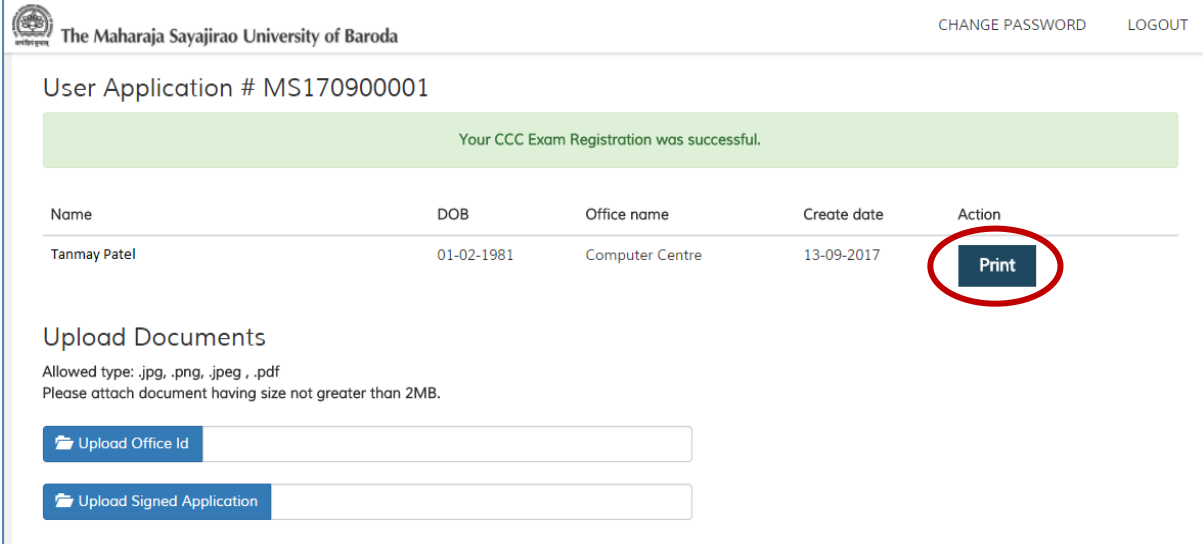
Expiry Date Month Year

Important Instructions for CCC Exam Registration

8. Fill the required details and pay the fees online.

NOTE: If it take long time while paying fees online, please do not retry again and again. Wait for some time and try later to pay the fees by using your login details.

9. On successful payment of the required fees it will display the screen as shown below.



The screenshot shows the user application page for The Maharaja Sayajirao University of Baroda. The user application number is MS170900001. A green message box states "Your CCC Exam Registration was successful." Below this is a table with columns: Name, DOB, Office name, Create date, and Action. The table contains one row for Tanmay Patel with DOB 01-02-1981, Office name Computer Centre, and Create date 13-09-2017. The "Print" button in the Action column is circled in red. Below the table is an "Upload Documents" section with instructions: "Allowed type: .jpg, .png, .jpeg, .pdf. Please attach document having size not greater than 2MB." There are two upload buttons: "Upload Office Id" and "Upload Signed Application".

Name	DOB	Office name	Create date	Action
Tanmay Patel	01-02-1981	Computer Centre	13-09-2017	Print

10. Now, to complete the Registration process you need to upload the required documents (Sign & stamped Application Form and Office ID proof). To print Application Form, click on "Print" button as shown in above screen. On clicking "Print" button, it will show application in printable format as shown below.



The screenshot shows the printable application form overview page for The Maharaja Sayajirao University of Baroda. The page title is "The Maharaja Sayajirao University of Baroda CCC Application Form-2016-17". There is a "Print" button in the top right corner. The application details are as follows:

Application No	: MS170900009
Candidate Name	: krishna kumari
Exam type	: Both
Department name	: Computer Centre
Designation	: Programmer
Institute / Office Name	: Computer Centre

Office Details

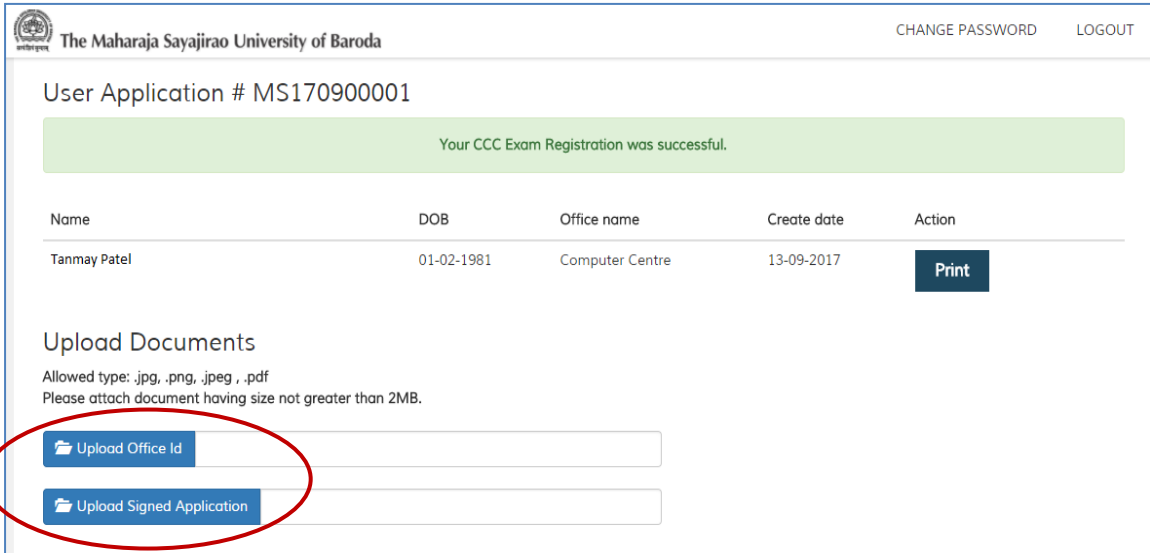
Office Address	: Pratapgunj, D N Hall		
City	: Vadodara	PIN Code	: 390002
District	: Vadodara	State	: Gujarat
Phone No(Office)	: 9898198981		

Personal Details

The page also features the university logo, the motto "सर्वं विद्मं सुखम्", and a "Print" button. A large red text "APPLICATION FORM PRINT OVERVIEW" is centered on the page, and there is a placeholder for a candidate photo.

Important Instructions for CCC Exam Registration

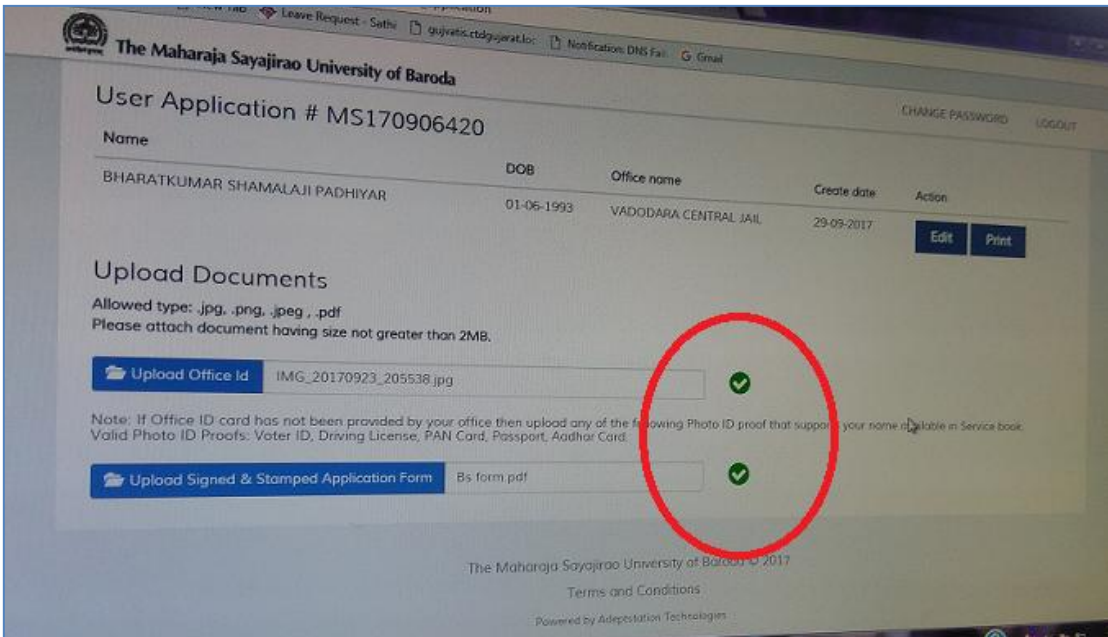
11. Take Print out of the above screen. If photo is not visible properly in the printed Application form then affix latest passport size photographs in the space provided. You sign the application and get it Signed and Stamped from the Department head/higher authority in your office.
12. After completing the above process, scan the Signed and Stamped Application form. You need to upload this scanned Application form on the MSU CCC Exam Portal using your login details. You also need to upload your Office ID card. If Office ID card has not been issued by your office than any other Photo ID card as mentioned in the Application form (which supports your name in Service book) is required to be uploaded.



The screenshot shows the MSU CCC Exam Portal interface. At the top, it says "The Maharaja Sayajirao University of Baroda" with "CHANGE PASSWORD" and "LOGOUT" links. Below this, it displays "User Application # MS170900001" and a green message: "Your CCC Exam Registration was successful." A table lists user applications with columns for Name, DOB, Office name, Create date, and Action. The first entry is for Tanmay Patel, DOB 01-02-1981, Office name Computer Centre, and Create date 13-09-2017, with a "Print" button. Below the table is an "Upload Documents" section with instructions: "Allowed type: .jpg, .png, .jpeg, .pdf. Please attach document having size not greater than 2MB." Two buttons are visible: "Upload Office Id" and "Upload Signed Application", both of which are circled in red.

Name	DOB	Office name	Create date	Action
Tanmay Patel	01-02-1981	Computer Centre	13-09-2017	Print

13. On successful uploads of required documents, you will see the "Correct Sign" green colored symbol.



The screenshot shows the MSU CCC Exam Portal interface for a different user application. At the top, it says "The Maharaja Sayajirao University of Baroda" with "CHANGE PASSWORD" and "LOGOUT" links. Below this, it displays "User Application # MS170906420" and a green message: "Your CCC Exam Registration was successful." A table lists user applications with columns for Name, DOB, Office name, Create date, and Action. The first entry is for BHARATKUMAR SHAMALAJI PADHIYAR, DOB 01-06-1993, Office name VADODARA CENTRAL JAIL, and Create date 29-09-2017, with "Edit" and "Print" buttons. Below the table is an "Upload Documents" section with instructions: "Allowed type: .jpg, .png, .jpeg, .pdf. Please attach document having size not greater than 2MB." Two buttons are visible: "Upload Office Id" and "Upload Signed & Stamped Application Form". The "Upload Office Id" button is circled in red and has a green checkmark next to it, indicating a successful upload. The "Upload Signed & Stamped Application Form" button also has a green checkmark next to it, indicating a successful upload.

Name	DOB	Office name	Create date	Action
BHARATKUMAR SHAMALAJI PADHIYAR	01-06-1993	VADODARA CENTRAL JAIL	29-09-2017	Edit Print

Important Instructions for CCC Exam Registration

14. The Application will be considered as **VALID** only if the required Application Fee and documents have been properly uploaded on the MSU CCC Portal by the candidate.
15. The incomplete application (if not uploaded properly with required Application fee and required documents) will be rejected.
16. For any query,
Contact us on Phone Number: (0265) 2795518
Write us on E-mail Address: ccc@msubaroda.ac.in
17. You are requested to regularly visit below MSU Websites for detailed schedule.
www.msubaroda.ac.in or ccc.msubaroda.ac.in/MSUCCC
18. Candidate will be informed for the CCC Exam schedule via **SMS** on the provided Mobile number.
19. During examination, candidate has to bring Office ID Card and License / Aadhar Card / Passport / Election Card / PAN Card (ANY ONE) without fail.